


100% OUTDOOR FABRICS

百分百室外面料

100% Solution-Dyed Polyester / SDP色织布



Abrasion test/磨损 (ASTM D4157 in Rubs) > 20000


Water repellent/泼水度 (AATCC 22-2005, max 100) 90%

Pilling/起球 (ISO 12495-2 5000 Revolutions) 4
(ASTM D4970 1000 Moments) 4


UPF Testing/紫外线保护系数 (AS/NZS 4399-1996) 50+
(Actual rating >500hr)

Colour Fastness to Light/日光牢度 (AATCC 16-2004, Option 3 Grey scale) >Class3.0@1000hrs
(ISO 105-B02:2014 Blue wool ref.) 7-8

CA Technical Bulletin 117-2013/美标防火 PASS
Flammability BS 5852/英标防火 UPON REQUEST




16cm W Repeat 15225200 152cm 250gsm(±10%)



16cm W Repeat 15225100 152cm 250gsm(±10%)




15225205 152cm 250gsm(±10%)




15225206 152cm 250gsm(±10%)




15225207 152cm 250gsm(±10%)




15225208 152cm 250gsm(±10%)




15225101 152cm 250gsm(±10%)



15225104 152cm 250gsm(±10%)



15225102 152cm 250gsm(±10%)



15225103 152cm 250gsm(±10%)

All data are based on the average ratings different colors/styles maybe vary.
所有数据均为实验室与第三方检测机构的平均技术参数。

百分百户外面料清洁维护使用说明

百分百户外面料表面都有做泼水防污处理，不仅色牢度高，手感细腻且柔软。产品在使用过程中，建议做好清洁维护，延长布料的使用寿命。

日常洗涤：

- 1、清洗前先做好准备工作：拉好拉链，扣好扣子，贴好魔术贴，软毛刷等。
- 2、用软毛刷轻轻擦拭表面灰尘和其它附着物。
- 3、用水直接冲刷或者将布料全部水浸。
- 4、中性清洁剂需（1:5）稀释，水温低于30度，可加速污渍分解。
- 5、清水冲刷，直至表面没有泡沫。
- 6、自然晾干。

深度洗涤（漂白）：

- 1、清洗前先做好准备工作：拉好拉链，扣好扣子，贴好魔术贴，软毛刷等。
- 2、用软毛刷轻轻擦拭表面灰尘和其它附着物。
- 3、先用水冲刷，再加入稀释的漂白水，先小面积使用，确保得到最佳效果。
- 4、顽固污渍和特殊颜色的污渍，可使用漂白水(1:50)稀释，浸泡5-10分钟，可加速污渍分解。
- 5、清水冲刷，直至表面没有泡沫。
- 6、自然晾干。

温馨提示：

- 1、洗涤用具首选软毛刷或纤维毛巾（白色）。
- 2、远离高温和明火。
- 3、尽量远离油污，它会堵塞透气的微孔，导致发霉。
- 4、不同面料有纹路机理的区别，使用过程中不要过度拉伸。
- 5、出现褶皱的布料，可以使用电熨斗（低温），按压时间不易太长，否则直接损坏。
- 6、切勿使用强力漂白剂。
- 7、冬天和特殊天气（自然台风、暴雨预警）下，尽量将室外物品（坐垫、抱枕等）收纳起来，减缓雨雪、低温和大风对面料的物性的损耗。
- 8、产品可机洗，并脱水；过程中，必须以轻柔模式，水温不高于30度。自然晾干最佳。

布料如需要再次做防护处理，请咨询专业布料护理专家。

100% Outdoor Fabrics / Maintenance and Cleaning Instructions

100% outdoor fabrics adopts the unique surface treatments for water and dirt repellency. Our fabrics are so superior not only for its high colorfastness to light, but also on its comfortable soft hand. Consumers are recommended to follow up with the cleaning and maintenance instructions appropriately to keep the fabrics in good conditions.

Routine Cleaning:

1. Before cleaning, pull up all zippers, buckle all buttons, Velcros on, and prepare a soft brush for next steps.
2. Use a soft brush gently to wipe off dusts, or other attachments on the fabrics.
3. Wash off the dust and dirt on the fabric with water or soak the fabrics in the water.
4. The neutral detergent needs to be diluted (1:5). The water temperature should be lower than 30° c, which will help to quicken the decomposition of stains.
5. Brushing with water till no foam on the fabric.
6. Keep the fabric air dry.

Deep Cleaning (Bleaching):

1. Before cleaning, pull up all zippers, buckle all buttons, Velcros on, and prepare a soft brush for next steps.
2. Use a soft brush gently to wipe off dusts, or other attachments on the fabrics.
3. Wash out with water, then add the diluted bleach in a small spot first to ensure the best effects.
4. Stubborn stains could be soaked in the diluted detergent (1:50) for 5-10 minutes; this will help to quicken the decomposition of stains.
5. Brushing with water till no foam on the fabric.
6. Keep the fabric air dry.

Friendly Reminder:

1. The best tools for cleaning the fabrics are the soft brush, or a clean white towel.
2. Keep fabrics away from heat and flame.
3. Keep fabrics away from oil which will block the air-permeable micro pores and cause molds so to affect the fabrics' performance.
4. Various fabrics have different structures and textures; do not excessively stretch fabrics while using.
5. For the fabric with wrinkles, ironing it with low temperature is allowed but the touching time for the iron should not last too long, or the heat will ruin the fabrics directly.
6. Do not use strong bleach.
7. In winter or under severe weather (Tornado, Hurricane or Heavy Rain), please store your furniture such as cushions, pillows, parasols...etc. safely, and avoid the fabric damage caused by snow, strong wind or low temperature.
8. Machine washable and okay to spin dry. During the process, it must be in gentle mode, and the water temperature should not be higher than 30 degrees Celsius. The most recommended way is to let them air dry.

If you need to retreat the fabrics with any extra special cares, please consult professional fabric specialists.